

We do not seek merely to expand our business volume. Rather, we are dedicated to the use of our unique, innovative technology to contribute to the culture, benefits and welfare of people throughout the world.

It is the intention of our corporation to grow hand-in-hand with our employees, encouraging and aiding them to reach their full potential and improve their standard of living.

Our future prosperity is directly linked to the prosperity of our customers, dealers and shareholders ...indeed, the entire Sharp family.

Sharp Corporation is dedicated to two principal ideals:

"Sincerity and Creativity"

By committing ourselves to these ideals, we can derive genuine satisfaction from our work, while making a meaningful contribution to society.

Sincerity is a virtue fundamental to humanity ... always be sincere.

Harmony brings strength ... trust each other and work together.

Politeness is a merit ... always be courteous and respectful.

Creativity promotes progress ... remain constantly aware of the need to innovate and improve.

Courage is the basis of a rewarding life ... accept every challenge with a positive attitude.

Management
Representatives

Po-Hsuan Wu, Executive Deputy Chairman
Masahiro Okitsu, President CEO

Business
Activities

Mainly manufacturing and sales of telecommunications equipment, electric and electronic application equipment, and electronic components.

Incorporation

May 1935 (Founded: September 1912)

Employees

Consolidated: 36,029
Japan: 14,919 / Overseas: 21,110 (as of September 30, 2025)

Management
Direction

FY2025-2027 Medium-Term Management Plan (on May 12, 2025)
https://global.sharp/corporate/ir/event/policy_meeting/pdf/25meeting_en.pdf

Statements of Income

	FY2023 Amount	FY2024 Amount	Y on Y	FY2025 Forecasts Amount	Y on Y
Net Sales	2,321.9	2,160.1	-7.0%	1,870.0	-13.4%
Operating Profit	-20.3 (-0.9%)	27.3 (1.3%)	-	45.0 (2.4%)	+64.6%
Ordinary Profit	-7.0 (-0.3%)	17.6 (0.8%)	-	45.0 (2.4%)	+154.9%
Bottom-line Profit*	-149.9 (-6.5%)	36.0 (1.7%)	-	53.0 (2.8%)	+46.8%

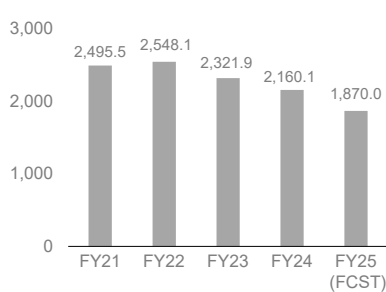
Balance sheets

	FY2023 Amount	FY2024 Amount	Change
Current	990.2	979.8	-10.4
Non-current	599.8	473.9	-125.9
Assets	1,590.0	1,453.7	-136.3
Current	856.3	756.9	-99.4
Non-current	576.2	529.0	-47.2
Liabilities	1,432.6	1,286.0	-146.6
Equity	142.4	153.3	+10.9
Net Assets	157.4	167.7	+10.3
Liabilities + Net Assets	1,590.0	1,453.7	-136.3

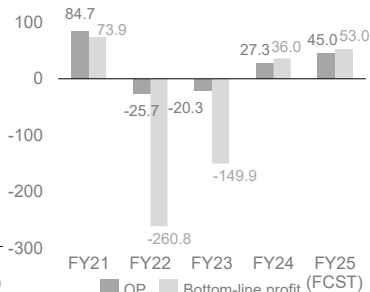
Statements of Cash Flows

	FY2023 Amount	FY2024 Amount	Change
Operating CF	+124.4	-1.5	-125.9
Investing CF	+10.8	+103.7	+92.9
Financing CF	-149.6	-74.7	+74.9
FCF	+135.3	+102.1	-33.2

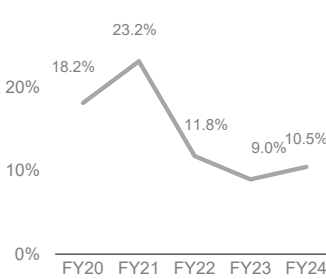
Net Sales



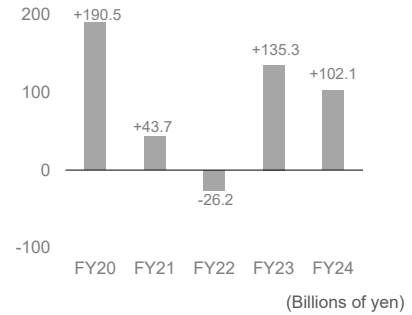
Profits



Equity Ratio



Free Cash Flow (FCF)



* Profit attributable to owners of parent

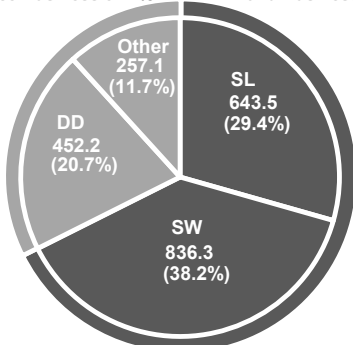
(Business segments have been changed since FY2025, and the information below is showed based on new classification.) (as of November 1, 2025)

	Brand Business		Device Business	
	Smart Life (SL)	Smart Workplace (SW)	Display Device (DD)	Other *
Sharp Corp.	Smart Appliances & Solutions Business	Smart Business Solutions Business	—	—
	TV Systems Business	Mobile Communication Business		
Subsidiaries	Sharp Energy Solutions Corporation	Sharp Display Solutions, Ltd. Dynabook Inc.	Sharp Display Technology Corporation	Sakai Display Products Corporation
	Sharp Semiconductor Innovation Corporation			Sharp Sensing Technology Corporation
Main Products				

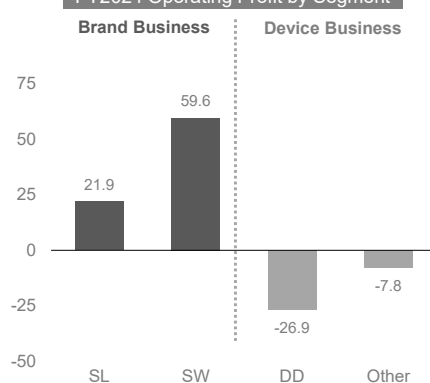
* We group Electronic Device, which is being transferred the business, and Sakai Display Products Corporation, which has halted panel production, under Other and exclude them from the reportable segments.

FY2024 Sales by Segment

Device Business 32.4% Brand Business 67.6%



FY2024 Operating Profit by Segment

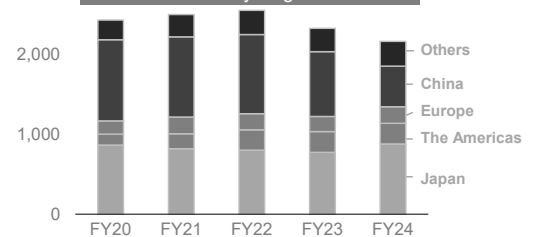


Regional Information

Number of consolidated subsidiaries 114
(Japan: 18, Overseas: 96) (as of September 30, 2025)

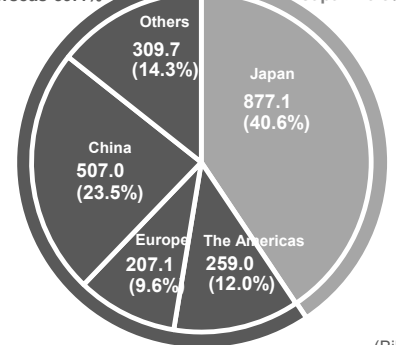


Sales by Region



FY2024 Sales by Region

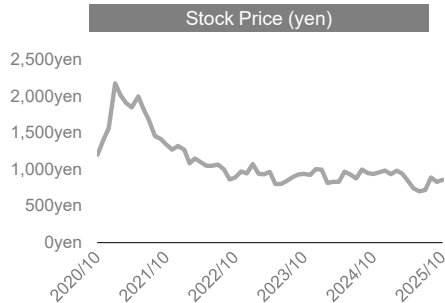
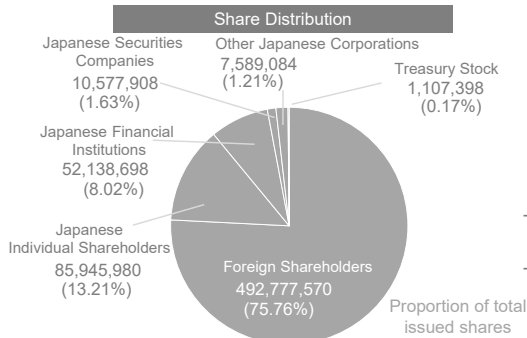
Overseas 59.4% Japan 40.6%



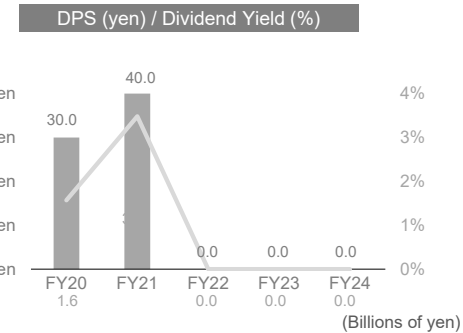
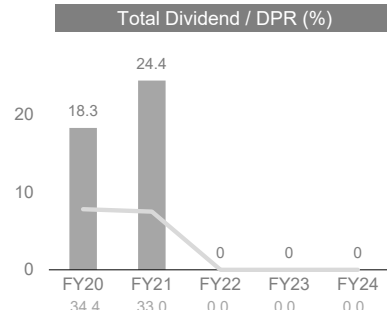
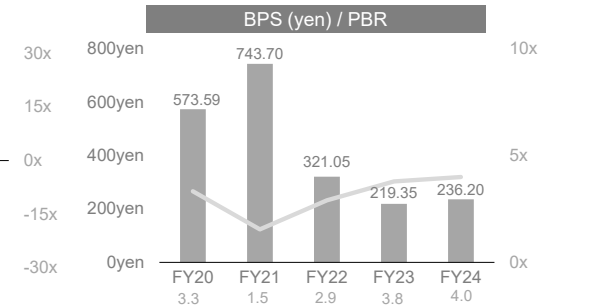
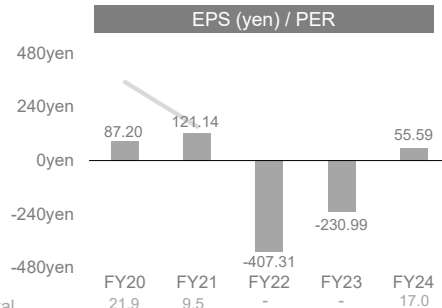
(Billions of yen)

Stock and Bonds (as of September 30, 2025)

Stock Exchange Listings	Tokyo
Securities Code	6753
Total Number of Shares Authorized	1,000,000,000
Total Number of Shares Issued	650,406,638
Unit of Shares	100
Number of Shareholders	141,742
Fiscal Year	April 1 to March 31



Principal Shareholders		
	Number of shares held	Percentage of total shares
HON HAI PRECISION INDUSTRY CO., LTD.	144,900,000	22.32
SIO INTERNATIONAL HOLDINGS LIMITED	85,884,845	13.23
FOXCONN (FAR EAST) LIMITED	76,655,069	11.81
FOXCONN TECHNOLOGY PTE. LTD.	64,640,000	9.96
CLEARSTREAM BANKING S. A.	37,757,035	5.82
The Master Trust Bank of Japan, Ltd.(Trust Account)	30,203,100	4.65
LGT BANK LTD	26,062,213	4.01
Morgan Stanley MUFG Securities Co., Ltd.	7,584,000	1.17
Custody Bank of Japan, Ltd.(Trust Account)	7,532,900	1.16
UBS AG LONDON A/C IPB SEGREGATED CLIENT ACCOUNT	5,256,522	0.81



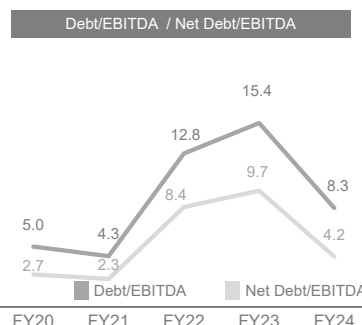
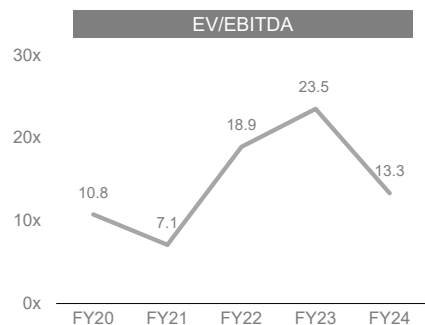
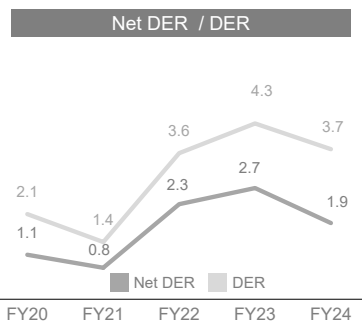
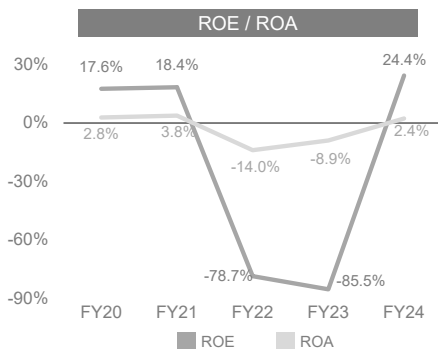
Stock and Bonds (as of September 30, 2025)

Bond Ratings (as of October 25, 2024)

Rating Agency	Long-Term	Short-term
Japan Credit Rating Agency, Ltd	BB-	-
Rating and Investment Information, Inc.	B-	b
S&P Global.	B-	B

Bonds

There are no outstanding corporate bonds at present.



EBITDA = Operating profit + Depreciation and amortization
EV = Market capitalization for common shares and other class shares + Non-controlling interests + Net debt

Web sites

Corporate site

<https://global.sharp/>

About Sharp

<https://global.sharp/corporate/>

Executives

<https://global.sharp/corporate/info/outline/board/>

A Sharp Journey

<https://global.sharp/corporate/info/history/>

Investor Relations

<https://global.sharp/corporate/ir/>

Annual Report

<https://global.sharp/corporate/ir/library/annual/>

Management Strategy Information Meeting

https://global.sharp/corporate/ir/event/policy_meeting/index.html

Financial Material

<https://global.sharp/corporate/ir/library/financial/index.html>

Latest Materials

<https://global.sharp/corporate/ir/download/index.html>

Shareholders' Meeting • Management Meeting

https://global.sharp/corporate/ir/event/shareholder_meeting/index.html

Corporate Governance

<https://global.sharp/corporate/ir/governance/policy/index.html>

IR Calendar

<https://global.sharp/corporate/ir/event/calendar/index.html>

Sustainability

<https://global.sharp/corporate/eco/index.html>

Sustainability Report

<https://global.sharp/corporate/eco/report/>

Corporate Profile

<https://global.sharp/corporate/info/outline/corporate-guide-en.pdf>

Press Releases

<https://global.sharp/corporate/news/>